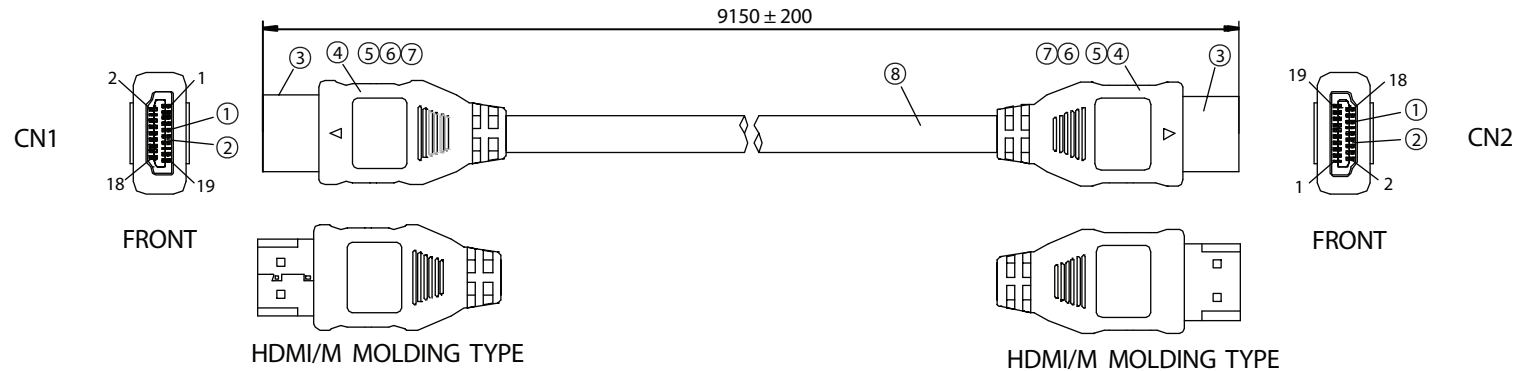
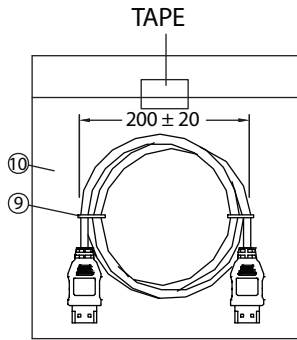
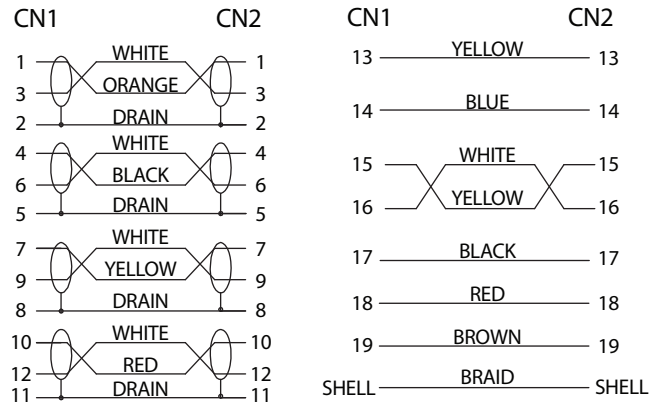


REVISION			
REV.	DESCRIPTION	DATE	APPROVED
A	Changed HDMI/M Mold Design / Changed Cable Spec /	03-12-07	DP
	Changed From Crimp Terminal to Solder Terminal		



PIN OUT



NOTES:

- CABLE: UL20276
 [(26AWGx1P+DW+FOIL)x4+28AWGx1P+28AWGx5C+MYLAR+FOIL+BD]x1
 OUTER JACKET: BLACK, O.D.: 8.0 ± 0.2mm
 CHARACTERISTIC IMPEDANCE: 100 ohm
 PRINTING: "E166307 AWM 20276 26AWG 80°C 30V VW-1
 LOW VOLTAGE COMPUTER CABLE"
- CONNECTORS: HDMI MALE TO HDMI MALE
- HOOD: MOLDED TYPE, COLOR: BLACK
 COPPER FOIL MUST BE SOLDERED 360° AROUND THE CONNECTOR SHELL
- CABLE ELECTRICAL TEST:
 - <1>.100% OPEN SHORT & MISS WIRE TEST
 - <2>.INSULATION RESISTANCE: DC400V 10M ohm MIN.
 - <3>.CONDUCTOR RESISTANCE: 1 ohm MAX.
- PACKING: 1PC/POLYBAG

No.	PARTS NAME	SPECIFICATION STANDARD	QTY	REMARKS
①	HDMI/M-CONTACT	BRASS/GOLD FLASH	38	
②	HDMI/M-INSULATOR	PBT/BLACK	2	
③	HDMI/M-SHELL	STEEL/NICKEL PLATED	2	
④	PCB		2	
⑤	HDMI/M-INNER MOLD	PE NATURAL	2	
⑥	HDMI/M-COPPER FOIL	WIDTH: 20mm	2	
⑦	HDMI/M-OUTER MOLD	60P PVC/COLOR: BLACK	2	
⑧	CABLE	KL03034ABK01A	1	
⑨	MINI TIE	PE/BLACK	2	
⑩	POLYBAG	PE/0.10x250x280	1	

Dim range (mm)	Tolerance +/- (mm)	Qualtek Electronics Corp. WCT DIVISION		
		Part Number:	1721017-30	
0-1	0.15	Description: HDMI/M - HDMI/M		
1-6	0.20			
6-18	0.30			
18-50	0.50	REV. A		
50-120	0.70			
120-250	0.90	Drawn / Date	Checked / Date	Approved / Date
250-500	1.20	B. Grubb 01-25-07	01-25-07	JJH / 01-25-07